

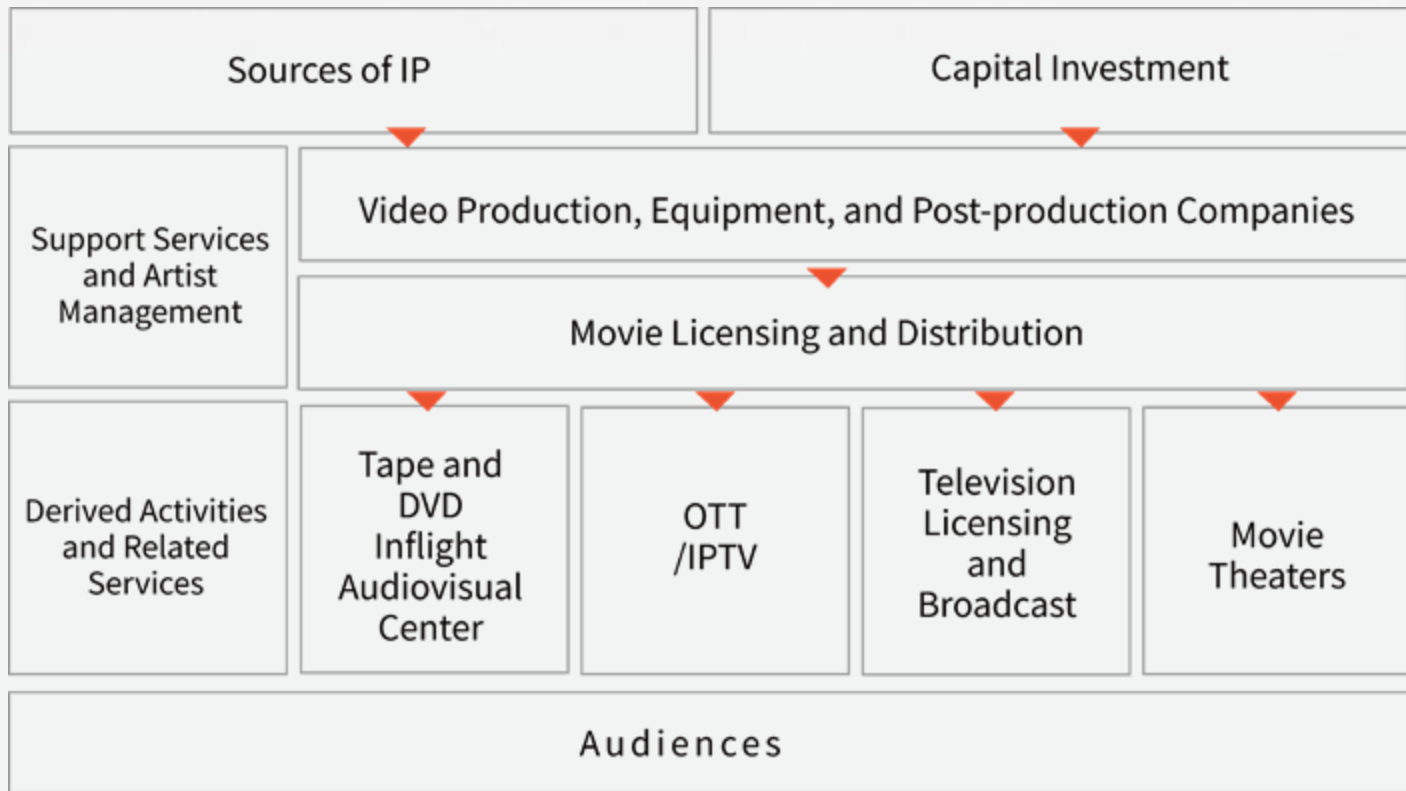
2022

Key Data of Movie Industry in Taiwan

Key Trends in Taiwan's Movie Industry in 2022

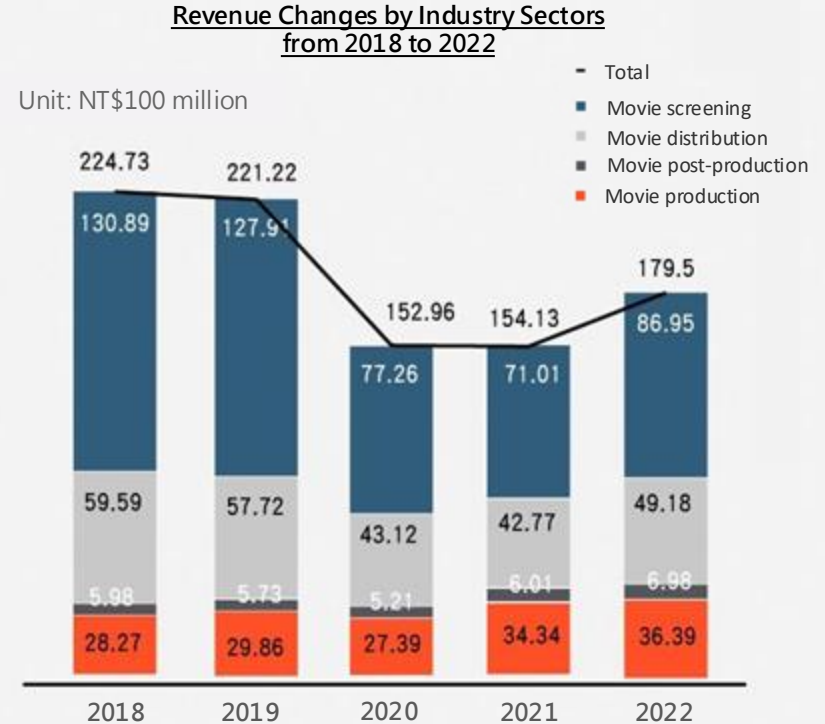
- Due to the easing of the pandemic, the overall revenue of the movie industry in 2022 grew by 16.46% compared to 2021, reaching NT\$17.95 billion. Export value also increased by 2.14% to NT\$430 million. Although the industry had not yet regained its pre-pandemic scale of approximately NT\$22 billion, the number of industry operators had grown by about 10% compared to 2021.
- In 2022, a total of 51 domestic films premiered, a decrease compared to the previous year. Among these, 34 were drama films, 3 were animated films, and 14 were documentaries. The genre distribution of domestic films premiered exhibited a slight difference from previous years. For example, the proportion of romance films was comparatively lower than that of family and criminal films for the first time in the past five years.
- In comparison to 2021, the number of screens in Taiwanese movie theaters increased by two. While the percentage and quantity of movie theaters decreased in Taipei, New Taipei, Keelung, and Yilan, there was a substantial surge in the Taoyuan, Hsinchu, and Miaoli regions.
As a result of Hollywood's recovery from the pandemic, seven Hollywood films made it to the top ten at the Taiwan Box Office in 2022. Consequently, both Hollywood film distributors and local distributors of foreign films experienced an increase in their market share at the domestic box office.
- Local films experienced a decline in box office share and revenue in 2022 when compared to the same period in 2021. Films such as Incantation, which also entered the top 10 box office in Taiwan, gained international recognition following their release on international over-the-top (OTT) platforms.

Taiwan's Movie Industry Chart



Revenue Changes by Industry Sectors Over the Years

- The estimated revenue for the movie industry in 2022 was NT\$17.95 billion, which represents a 16.46% increase compared to 2021.
- Growth rates of movie industry sectors in 2022 compared to 2021:
 - Movie production 5.97%
 - Movie post-production 16.18%
 - Movie distribution 14.99%
 - Movie screening 22.45%
- Taiwan's movie industry saw an increase in revenue compared to the previous year due to factors such as the easing of pandemic restrictions, rising box office, the resumption of international exchanges, and the restart of production plans.



Note: This report provides rounded figures. If individual data points are added directly, there may be slight discrepancies compared to the original statistical data, but these differences do not affect the overall trend interpretation.

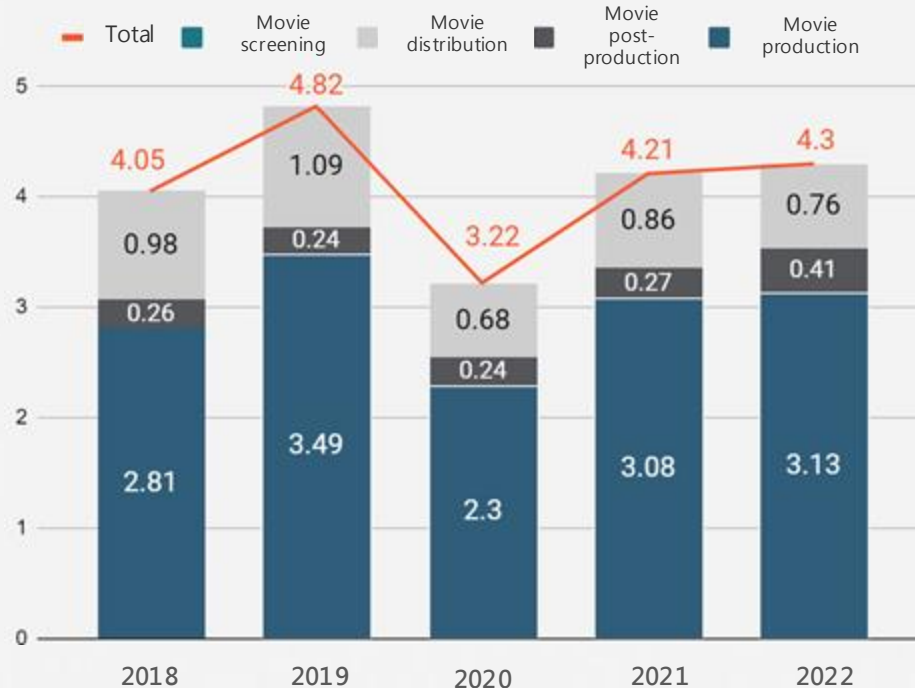
Source: Estimated by this survey.

Changes in Export Value by Industry Sectors Over the Years

- The export value of the movie industry was NT\$430 million in 2022, a 2.14% increase compared to 2021.
- As the pandemic eased, Taiwan loosened its border control measures, which fostered international exchanges and opportunities for cross-border cooperation. In addition, an increase in the number of film crews filming in Taiwan contributed to the movie industry's increased export value in comparison to the previous year.

Changes in Export Value of Various Movie Industry Sectors from 2018 to 2022

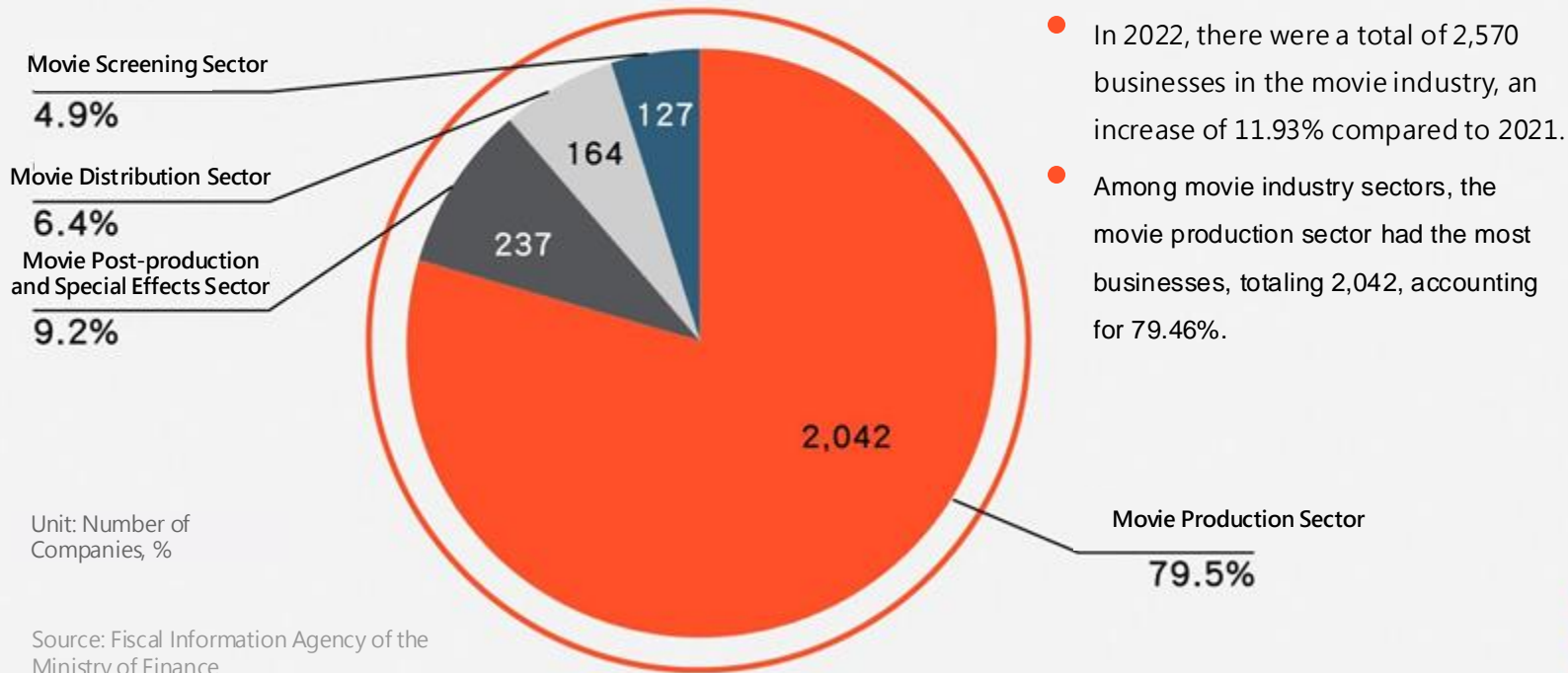
Unit: NT\$100 million



Source: Estimated by this survey.

Number and Distribution of Businesses in Various Movie Industry Sectors

Number and Proportion of Businesses in Various Movie Industry Sectors in 2022



Source: Fiscal Information Agency of the Ministry of Finance



Distribution of Capital Scale by Industry Sector

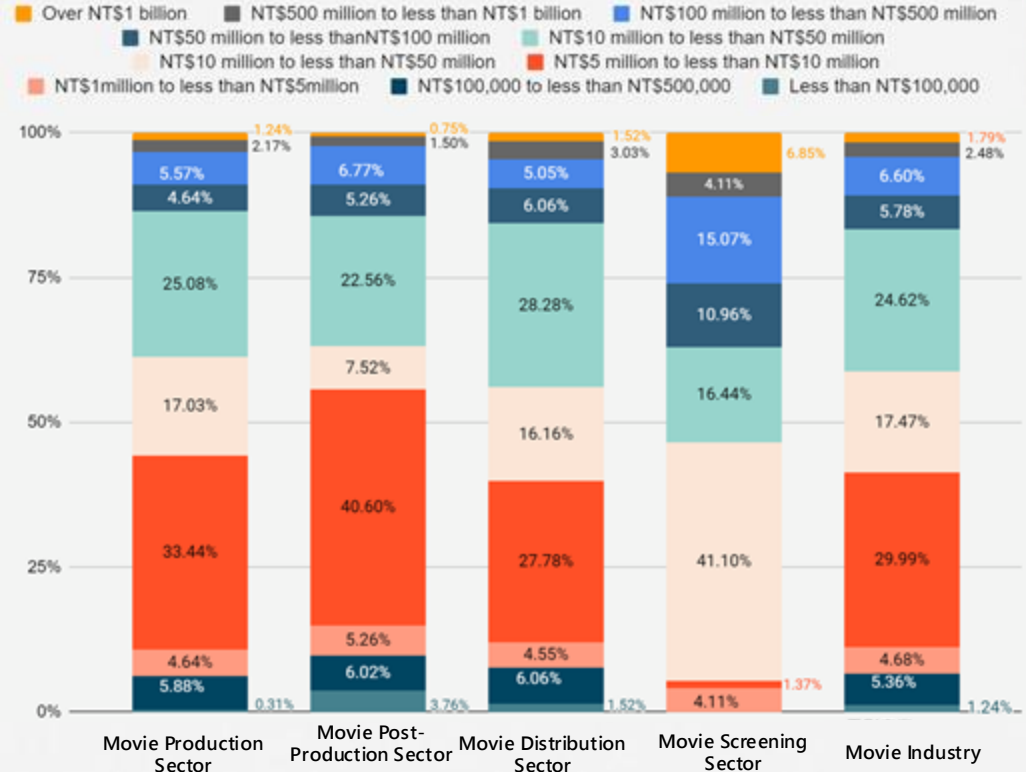
- The movie industry mainly consisted of small and medium-sized businesses, with the majority having a capital scale of between NT\$1 million and NT\$5 million, accounting for approximately 29.99%. The next largest group was those with a capital scale between NT\$10 million and NT\$50 million, accounting for 24.62%.
- Micro businesses with a capital of less than NT\$1 million and large enterprises with a capital of over NT\$100 million accounted for 11.28% and 10.87%, respectively.

Source: Ministry of Economic Affairs business registration.

Note: The majority of operators participated in multiple sectors, resulting in duplicate counting. This table is for reference only.

Proportion of Capital Scale by Industry Sector in the Film Industry in 2022

Unit: %



Distribution of Revenue Scale by Industry Sector

- About 80% of businesses in the movie production sector have a revenue scale of less than NT\$10 million, with the highest proportion being between NT\$1 million and less than NT\$5 million, accounting for 36.05%.
- About 60% of businesses in the movie distribution sector have a revenue scale of less than NT\$10 million, with the highest proportion being between NT\$5 million and less than NT\$10 million, accounting for 23.91%.
- About 45% of businesses in the movie post-production and special effects sector have a revenue scale of less than NT\$10 million, with 31.58% of businesses having revenue below NT\$5 million.
- One-third of businesses in the movie screening sector have a revenue scale of less than NT\$10 million, while 28.57% of businesses have revenue exceeding NT\$100 million, an increase compared to the previous year.

Overview of Business Revenue Across Various Industry Sectors in Taiwan's Movie Industry in 2022

Unit: %

Sector	Production	Distribution	Post-Production and Special Effects	Screening
Less Than NT\$5 million	54.65%	36.96%	31.58%	23.81%
NT\$5 million to less than NT\$10 million	25.58%	23.91%	13.16%	9.52%
NT\$10 million to less than NT\$40 million	13.95%	17.39%	18.42%	19.05%*
NT\$40 million to less than NT\$100 million	2.32%	8.70%	18.42%	19.05%*
NT\$100 million to less than NT\$200 million	0.00%	0.00%	7.89%	14.29%
Over NT\$200 million	1.16%	8.68%	5.26%	14.28%
Unknown	2.33%	4.35%	5.26%	-

Notes:

- Survey respondents' answers form the basis for the calculation of the data above. Some survey respondents did not complete this item, leading to its presentation as "unknown."
- The movie screening sector's income bracket was 10 million to less than 50 million, as well as 50 million to less than 100 million.

Source: Organized by this survey.

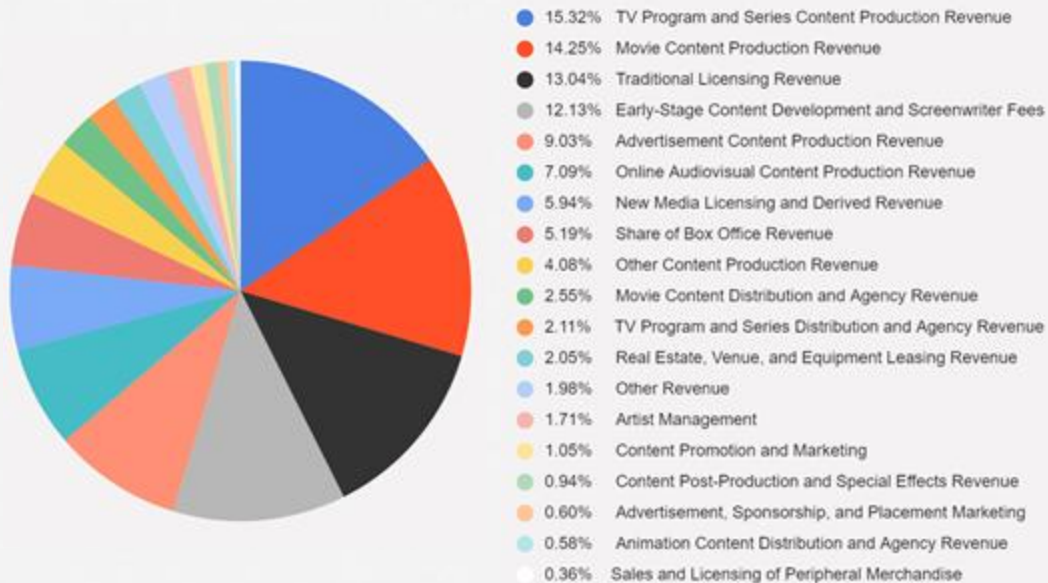


Revenue Structure of Taiwan's Movie Production Sector

- The main source of revenue for the movie production industry was the production of various types of content (accounting for 49.77%), primarily from "TV program and series content production" and "movie content production." This represented a slight decline compared to 2021 (which was 50.75%).
- Compared to the previous year, the proportion of "traditional licensing revenue" and "new media licensing and derived revenue" has increased. The global easing of the pandemic and the resumption of international exchanges may have contributed to this increase in related copyright income.

Revenue Structure of the Movie Production Sector in 2022

Unit: %



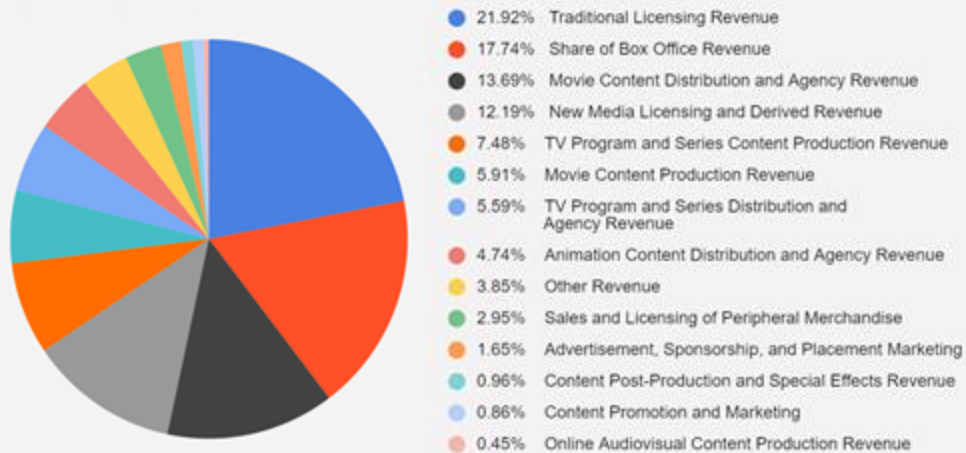
Source: Organized by this survey.

Revenue Structure of the Movie Distribution Sector

- The main sources of revenue for the movie distribution sector were "traditional licensing revenue" and "share of box office revenue," accounting for 21.92% and 17.74%, respectively. These were followed by "movie distribution and agency revenue," "new media licensing and derived revenue," "TV program and series content production revenue," "movie content production revenue," etc.
- Compared to the previous year, the proportion of "share of box office revenue" has increased significantly. The easing of the pandemic, the relaxation of control measures, the resumption of domestic and foreign film releases, and the gradual recovery of the public's willingness to watch movies have all contributed to this. These factors have driven the domestic movie market's box office, resulting in an increase in the proportion of box office revenue sharing for distributors.

Revenue Structure of Taiwan's Movie Distribution Sector in 2022

Unit: %



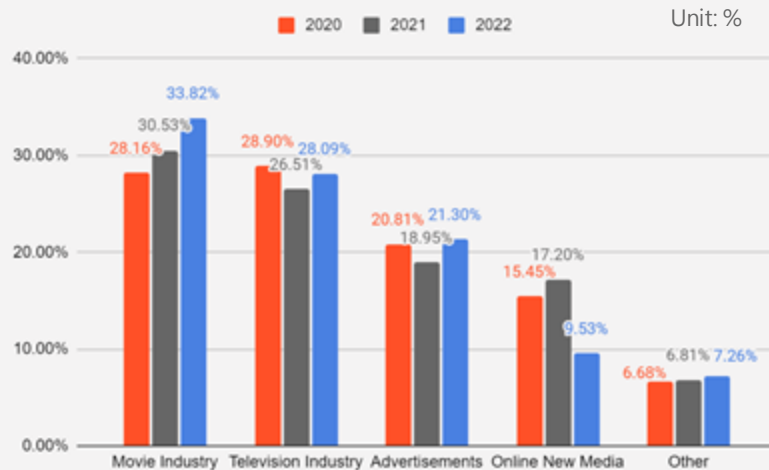
Note: Only the revenue structure of pure movie distributors was analyzed; therefore, comparisons should be made with caution.

Source: Organized by this survey.

Revenue Structure and Trend of the Movie Post-Production and Special Effects Sector

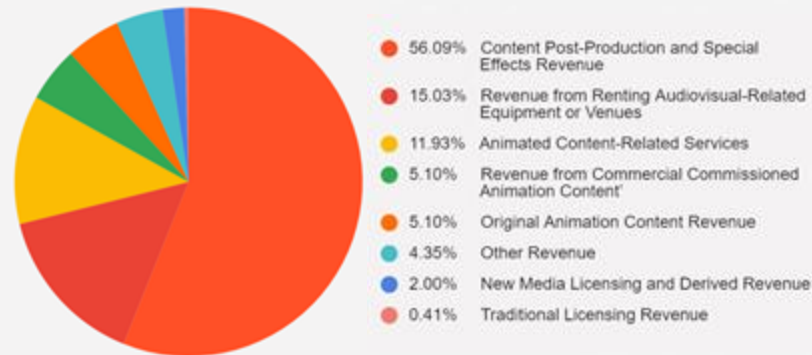
- The main source of revenue for the movie post-production and special effects sector was "content post-production and special effects revenue," accounting for 56.09%, followed by "revenue from renting audiovisual-related equipment or venues" (accounting for 15.03%) and "animated content-related services" (accounting for 11.93%).

Breakdown of Revenue From Various Types of Content in Taiwan's Post-Production and Special Effects Sector from 2020 to 2022



Revenue Structure of Taiwan's Movie Post-Production and Special Effects Sector in 2022

Unit: %



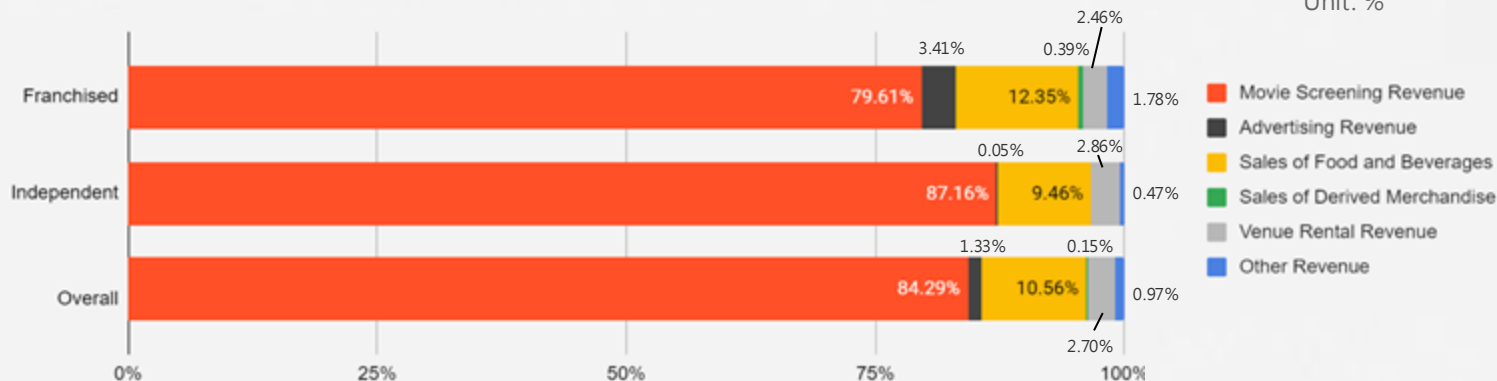
Note: We adjusted the scope of this year's survey, and we advise caution when making comparisons between years.

Source: Organized by this survey.

Revenue Structure of Franchised and Independent Movie Theaters

- The revenue sources for the movie screening sector were primarily "movie screening revenue," which accounted for 84.29%, followed by "sales of food and beverages," which accounted for 10.56%.
- The revenue structure of franchised theaters and independent theaters mainly differed slightly in the proportions of "advertising income" and "sales of food and beverages."

Revenue Structure of Taiwan's Movie Screening Sector in 2022



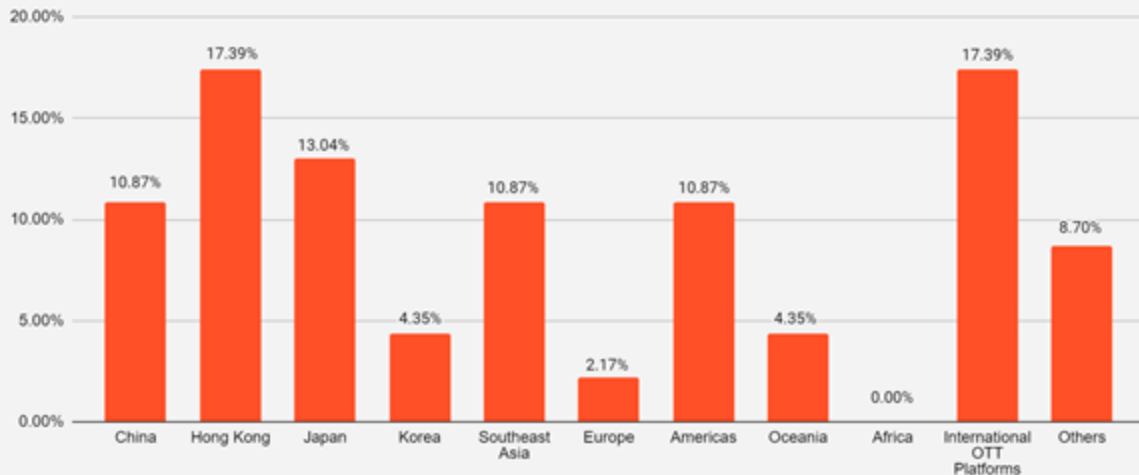
Source: Organized by this survey.

Overseas Copyright Transactions of Taiwan's Movie Industry

- In 2022, copyright sales for Taiwanese films were primarily to Hong Kong, Japan, Southeast Asia, the Americas, and China. Among these, Hong Kong accounted for the largest share at 17.39%, followed by Japan at 13.04%.
- Additionally, the export of Taiwanese films to foreign markets via international streaming platforms has witnessed a surge in recent years, expanding by 17.39% in 2022, as a result of developments in digital streaming technology and shifts in consumer viewing habits.

Distribution of Overseas Copyright Transactions for Taiwan's Movie Industry in 2022

Unit: %



Note: The percentages shown above were based on the number of times transactions occurred instead of the revenue generated.

Source: Organized by this survey.

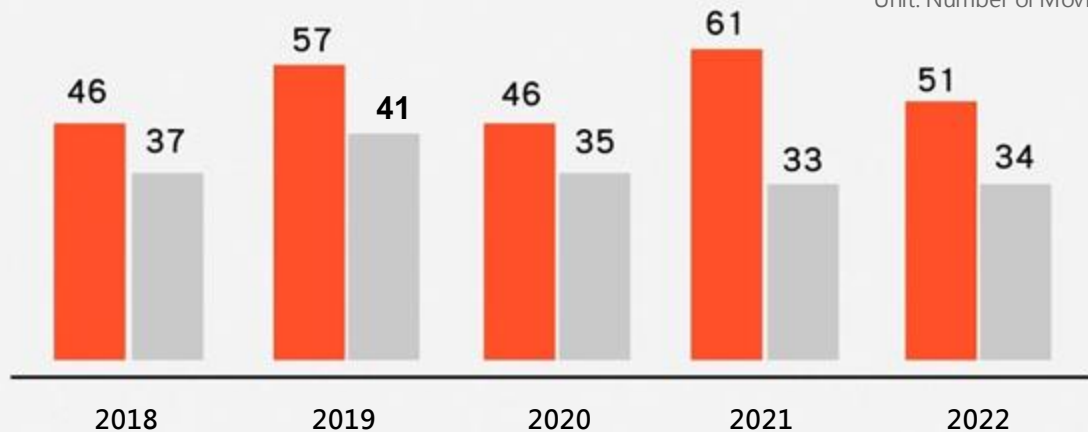
Trends in the Production Capacity of Taiwanese Movies Over the Years

- A total of 51 Taiwanese movies premiered, including 34 feature films, 3 animated films, and 14 documentaries.

- Taiwanese Movie Premiered During the Year
- Taiwanese Feature Film Premiered During the Year

Changes in the Number of Taiwanese Movie Premiered from 2018 to 2022

Unit: Number of Movies



Note: The total number of Taiwanese movies released during the year includes re-releases. A re-release refers to a film that did not premiere that year but was re-released again.

Source: Organized by this survey.



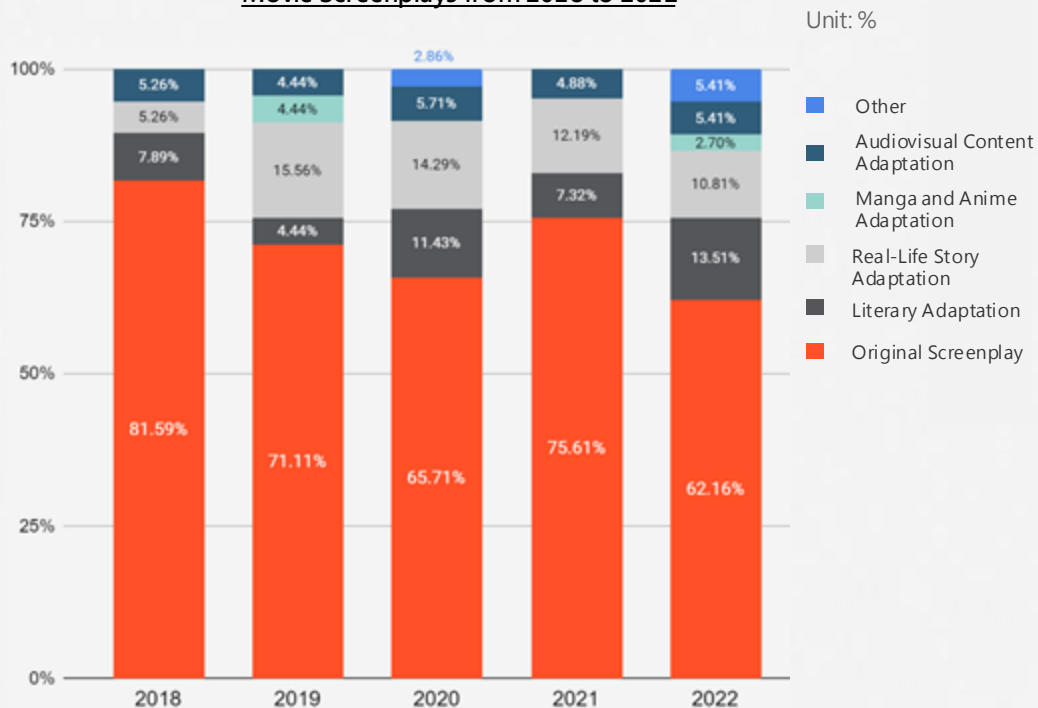
Sources of Inspiration for Taiwanese Movie Screenplays Over the Years

- The top three main sources of inspiration behind the screenplays of Taiwanese feature films and animated movies accounted for over 80% of all sources:
 - Original screenplay accounted for 62.16%
 - Literary adaptation accounted for 13.51%
 - Real-life story adaptation accounted for 10.81%
- Businesses continued to attempt to adapt existing IPs from existing texts. In addition to adapting literature and real-life stories, there was an increase in adaptations of domestic and foreign audiovisual content. In 2022, adaptations of literature surpassed those of real-life stories.

Notes: Only the sources of inspiration for feature films and animated movies were calculated.

Source: Calculated and organized by this survey.

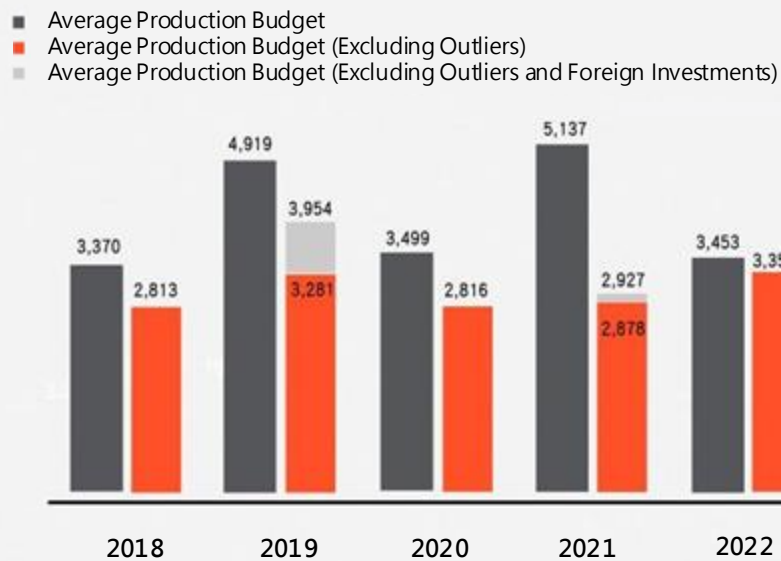
Source of Inspiration for Taiwanese Movie Screenplays from 2018 to 2022



Trends in the Average Production Budget for Taiwanese Movies Over the Years

- In 2022, the **average production budget** for Taiwanese movie premieres was **NT\$34.53 million**, a decrease compared to 2021, mainly because several international co-productions and large-scale productions in 2021 raised that year's average.
- Excluding outliers, the average production budget for 2022 was NT\$33.54 million, an increase compared to 2021.
- In 2022, 5.88% of Taiwanese movies received foreign investment.

Changes in the Average Production Budget of Taiwanese Movies from 2018 to 2022



Source: Organized by this survey.

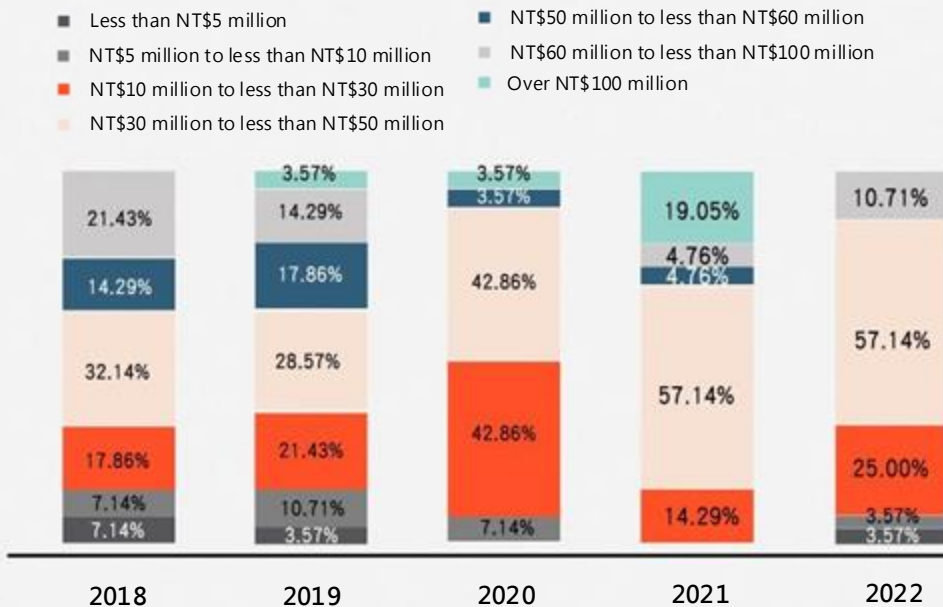


Trends in the Production Scale of Taiwanese Feature Films and Animated Films Over the Years

- The production scale of Taiwanese feature films and animated films was mostly within the medium scale of NT\$30 million to NT\$50 million, accounting for 57.14%.
- Compared to 2021, there were no large-scale productions (over NT\$100 million) among Taiwanese movies in 2022. However, the number of medium-large scale productions (NT\$60 million to NT\$100 million) increased by 2.

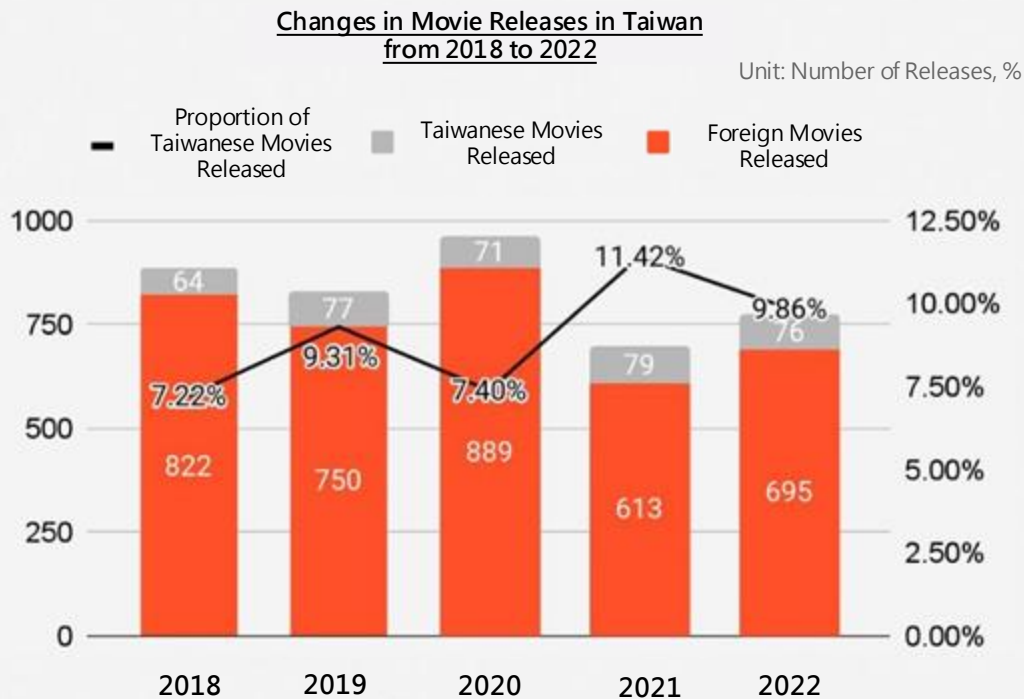
Overview of the Production Scale (Excluding P&A) of Feature Films and Animated Films from 2018 to 2022

Unit: %



Source: Organized by this survey.

Trends in Movie Releases Over the Years



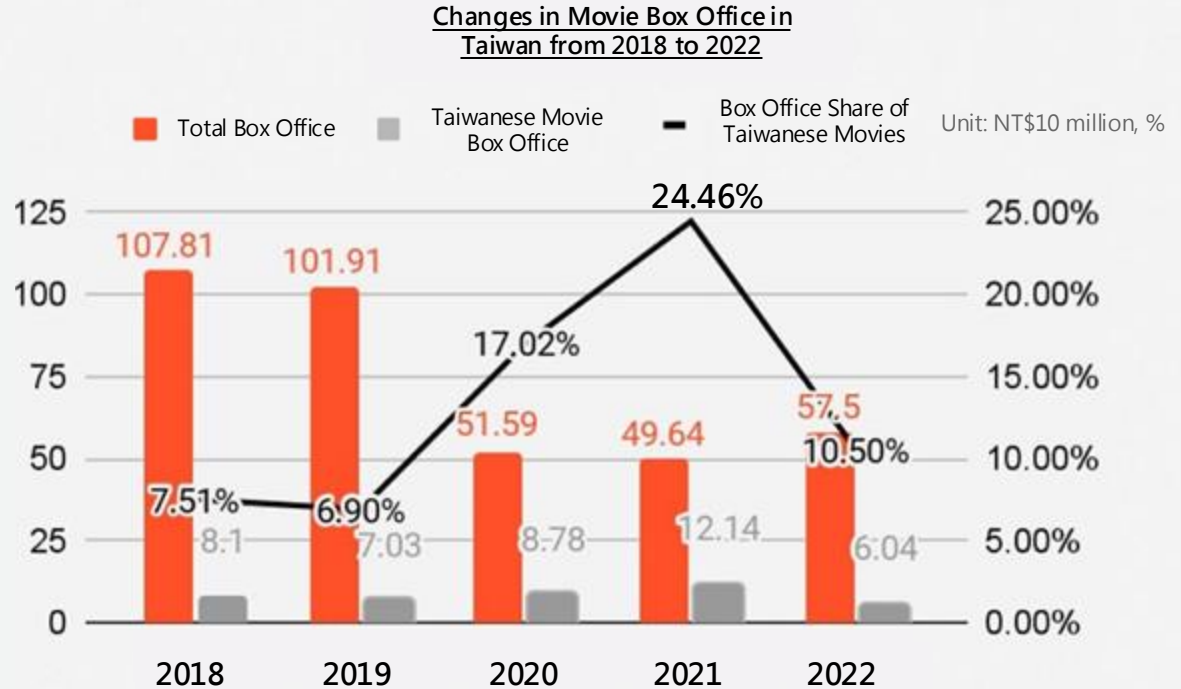
- Taiwan released 771 movies in 2022, an increase of 11.42% over 2021. The increase in the total number of movies released was primarily attributable to the rise of foreign film releases.

Source: Summarized by this survey from box office data provided by the motion picture screening industry to the BAMID of the Ministry of Culture in accordance with the Motion Picture Act.



Trends in Movie Box Office Over the Years

- In 2022, the total box office revenue for **Taiwanese movies** was **NT\$604 million**, a decrease of 50.29% compared to the previous year.
- The market share of **Taiwanese movies'** box office revenue was **10.50%**, mainly due to the high base period of box office revenue in the previous year.



Source: Summarized by this survey from box office data provided by the motion picture screening industry to the BAMID of the Ministry of Culture in accordance with the Motion Picture Act.



Top 10 Movie Distributors by Box Office Market Share in Taiwan

- The top 5 box office distributors in 2022 were all Hollywood distributors, with Paramount, the distributor of the highest-grossing movie of the year, *Top Gun: Maverick*, having the highest market share at 14.14%.
- Among local distributors, GaragePlay, which mainly distributes foreign movies, had the highest market share at 6.54%. Additionally, Activator, which distributed various top 10 Taiwanese movies (including *Incantation*, *Untold Herstory*, and *The First 7th Night*) at the box office, entered the chart for the first time in 2022.

Top 10 Movie Distributors by Box Office Share in Taiwan from 2020 to 2022

Rank	2020		2021		2022	
	Distributor	Market Share	Distributor	Market Share	Distributor	Market Share
1	GaragePlay	15.34%	Warner Bros.	19.97%	Paramount	14.14%
2	Warner Bros.	12.23%	Walt Disney	15.98%	Walt Disney	13.38%
3	Muse Communications	12.03%	Sony Pictures	14.87%	Buena Vista	11.07%
4	Sony Pictures	9.89%	Universal Studios	7.68%	Universal Studios	11.01%
5	Vie Vision	6.75%	GaragePlay	7.25%	Warner Bros.	7.93%
6	Universal Studios	4.76%	Machi Xcelsior Studios	5.65%	GaragePlay	6.54%
7	Walt Disney	4.00%	Vie Vision	5.07%	Sony Pictures	6.42%
8	Sky Films	3.66%	Buena Vista	3.23%	StudioCanal	4.40%
9	CatchPlay	3.53%	Muse Communications	2.68%	Medialink	4.19%
10	Applause	3.32%	Sky Films	2.26%	Activator	3.85%

Source: Summarized by this survey from box office data provided by the motion picture screening industry to the BAMID of the Ministry of Culture in accordance with the Motion Picture Act.

Taiwan's Top 10 Highest-Grossing Movies in 2022

- Seven of the top ten movies at the box office in Taiwan were produced in the United States. The box office champion was Top Gun: Maverick, with Avatar: The Way of Water coming in second.
- The highest-grossing Asian movie was the animated Japanese film Jujutsu Kaisen 0, while Incantation was the only Taiwanese film to enter the top ten.

Taiwan's Top 10 Highest-Grossing Movies in 2022

Movie Title	Number of Views	Box Office (NTD)	Release Date
Top Gun: Maverick	2,682,750	734,571,164	2022/05/23
Avatar: The Way of Water	1,308,359	426,928,534	2022/12/14
Jurassic World Dominion	1,278,551	334,165,457	2022/06/08
Black Panther: Wakanda Forever	923,467	249,327,649	2022/11/09
Doctor Strange in the Multiverse of Madness	931,021	244,509,640	2022/05/04
Jujutsu Kaisen 0	893,860	232,306,653	2022/02/24
Thor: Love and Thunder	862,955	225,303,582	2022/07/06
One Piece Film: Red	660,332	175,286,007	2022/08/13
Incantation	721,528	171,754,843	2022/03/18
Black Adam	573,965	148,165,105	2022/10/19

Source: Summarized by this survey from box office data provided by the motion picture screening industry to the BAMID of the Ministry of Culture in accordance with the Motion Picture Act.

Top 10 Highest-Grossing Taiwanese Movies in 2022

- In 2022, the horror movie *Incantation* was the highest-grossing Taiwanese film at the box office. For four consecutive weeks, the movie maintained its position at the top of the box office in Taiwan, propelled by favorable word-of-mouth.
- A derivative work of the television series *Someday or One Day*, the movie of the same title was released across years at the end of 2022 and became the first Taiwanese film of 2023 to surpass 100 million NTD.
- Adaptations of published or online novel IPs, such as *My Best Friend's Breakfast*, *Untold Herstory*, and *Till We Meet Again*, also entered the top 10.

Taiwan's Top 10 Highest-Grossing Movies in 2022

Movie Title	Number of Views	Box Office (NTD)	Release Date
Incantation	721,528	171,754,843	2022/03/18
My Best Friend's Breakfast	309,340	73,937,829	2022/01/28
Untold Herstory*	166,401	37,701,451	2022/10/28
Untouchable	139,178	32,553,195	2022/03/18
Minxiong Haunted House	121,139	29,706,996	2022/07/29
Till We Meet Again*	121,830	28,991,006	2021/11/24
The First 7th Night	121,166	27,732,078	2022/04/01
Someday or One Day*	106,172	26,454,196	2022/12/30
DEMIGOD: The Legend Begins	95,158	22,614,491	2022/01/28
The Post-Truth World	69,700	16,397,288	2022/10/28

Note: *Till We Meet Again* was released at the end of 2021, while *Untold Herstory* and *Someday or One Day* were released at the end of 2022. We calculated the box office for all three titles based on their performance in 2022.

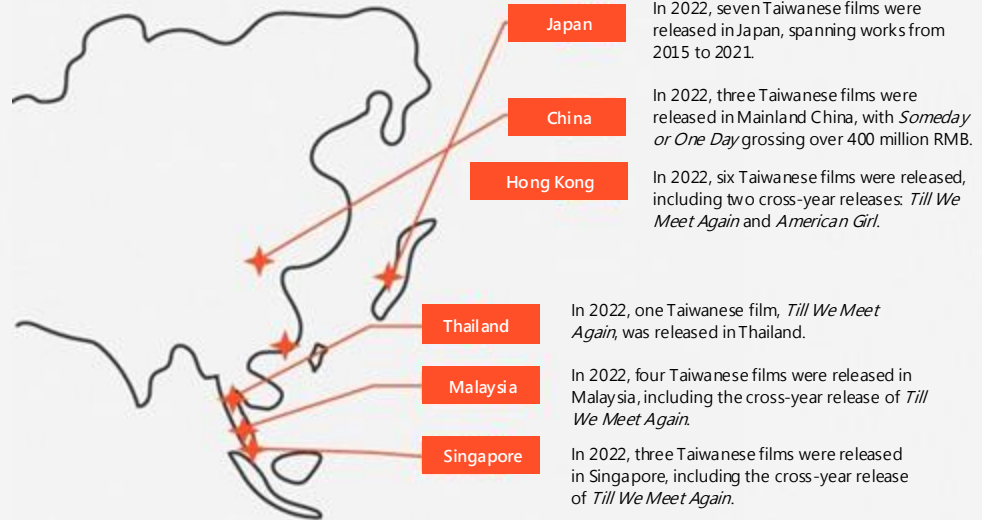
Source: Summarized by this survey from box office data provided by the motion picture screening industry to the BAMID of the Ministry of Culture in accordance with the Motion Picture Act.



Theatrical Release of Taiwanese Movies Overseas

- 14 Taiwanese movies were screened in overseas cinemas.
- *Someday or One Day*: Screened in at least 13 regions including Mainland China, South Korea, Malaysia, the United States, the United Kingdom and Ireland, Singapore, Australia, New Zealand, and Hong Kong.
- *My Best Friend's Breakfast*: Screened in at least 4 regions including Singapore, Malaysia, South Korea, and Hong Kong.

Major Regions of Taiwanese Film Releases in 2022



Note: *Till We Meet Again* was released at the end of 2021 and carried over into 2022. *Untold Herstory* and *Someday or One Day* were released at the end of 2022 and carried over into 2023. The box office figures for these films are only calculated for their 2022 releases. Additionally, overseas box office statistics are sourced from the Rentrak system, which combines the box office data for the United Kingdom and Ireland.

Source: Compiled from Rentrak database information on regional releases. Due to the limitations of the Rentrak database coverage in various countries, it may not fully represent the actual sales of Taiwanese films in those regions. Japanese data is compiled from the Japan Association of Foreign Film Importers and Distributors.

Performance of Taiwanese Movies on International OTT Platforms

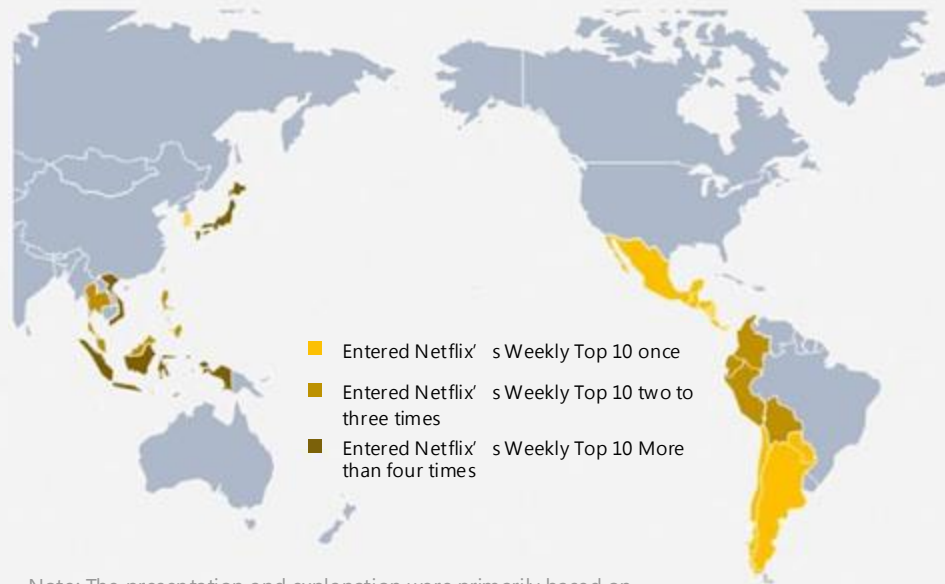
- Four Taiwanese movies were directly uploaded to international OTT platforms (Netflix and Disney+), among which *Incantation* entered the weekly top 10 rankings in 26 regions overseas, and *The Post-Truth World* entered the weekly top 10 rankings in three regions (Hong Kong, Singapore, Vietnam).

Taiwanese Films Released on International Streaming Platforms in 2022

Streaming Platform	Movie Title(s)
NETFLIX	<i>Incantation</i> , <i>The Post-Truth World</i> , and <i>Reclaim</i>
Disney+	<i>Minxiong Haunted House</i>

Source: Organized by this survey.

Distribution of "Incantation" in the Weekly Top 10 Rankings on Netflix in Various Countries in 2022



Note: The presentation and explanation were primarily based on representative cases, thus the statistics were compiled according to Netflix data for *Incantation*.